



The Los Angeles County Office of Education (LACOE) is a state-funded public agency that promotes the academic and financial stability of the county's 80 K-12 public school districts and 1.5 million preschool and school-aged children.

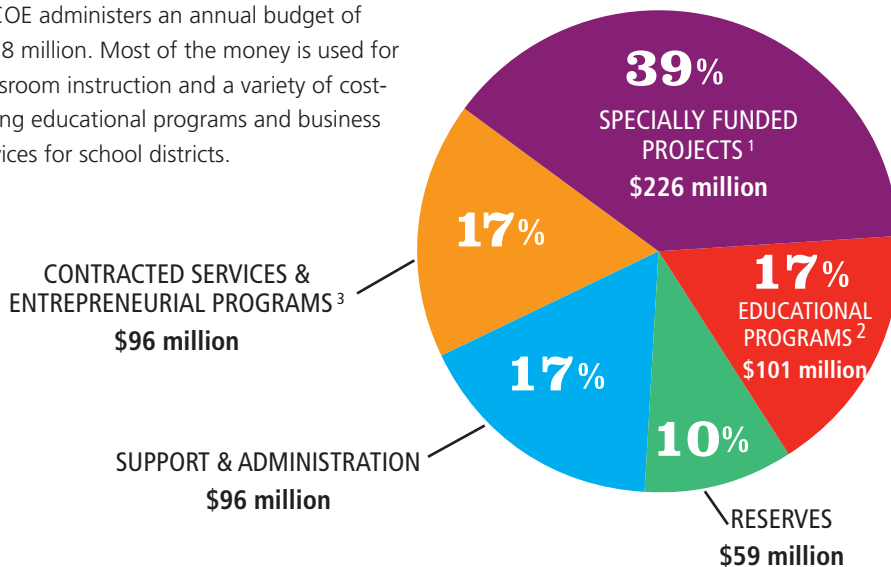
LACOE

Supports Students & Serves Communities Through:

- Direct classroom instruction to students not well served in regular public schools, including juvenile offenders, children with severe disabilities, and other students with special needs and talents
• Administration of comprehensive Head Start and Early Head Start programs
• Early childhood programs, parenting and literacy classes, job development services, and work and career preparation programs
• Countywide honors and scholastic competitions
• Monitoring and reporting on low-performing schools to give students a quality education, qualified teachers, and safe facilities

2018-19 LACOE BUDGET \$578 MILLION (Including Reserves)

LACOE administers an annual budget of \$578 million. Most of the money is used for classroom instruction and a variety of cost-saving educational programs and business services for school districts.



1. Includes Head Start, Greater Avenues for Independence (GAIN Jobs Program), Migrant Education
2. Special Education, Alternative Education, Juvenile Court Schools, Career and Technical Education (CTE)
3. Includes Medi-Cal Administrative Activities, School Transportation Services

LACOE

Provides Schools & Districts:

- Curriculum, instruction, and evaluation
• Technical assistance and strategies for student achievement and school improvement
• Professional development
• Technology services and online education programs

BY THE NUMBERS:

Table listing statistics: Total Enrollment (K-12) 1.5 Million, Total Number of Schools 2,231, K-12 School Districts 80, Students Receiving Free/Reduced Price Meals 1 Million, English Learner Students 305,310, Teachers 74,564, Homeless Students 70,545, Foster Youth Students 20,148, Special Education Students 178,511, Migrant Students 3,439





Inspire to Reach Higher

The Los Angeles County Office of Education (LACOE) supports the first rung on a ladder out of poverty for thousands of **Early Head Start** and **Head Start** children and families. Comprehensive programs include early childhood education, health and nutrition screenings with follow-up, services to children with disabilities, and parent and community involvement. Without **Head Start**, many would not have an opportunity to step on the ladder to success.



LACOE PROFILE

- LACOE pioneered Head Start services in Los Angeles in 1979
- 20+ year partnership with State Programs
- Major LACOE-sponsored events to increase positive male involvement: Be a Hero: Take Your Child to Preschool Day; Dad's Family Day; Partner with Fathers & Families Coalition of America
- LACOE implements Quality Start Los Angeles (QSLA), a Quality Rating and Improvement System (QRIS)
- LACOE empowers parents through the Parents as Leaders Initiative
- Every Child Every Day Initiative improves child outcomes by reducing absenteeism
- Inclusive ECE Program increases access, participation and support for young children with disabilities

LACOE HEAD START Health Outcomes for Children

99% HAVE HEALTH INSURANCE

99% HAVE A REGULAR DOCTOR

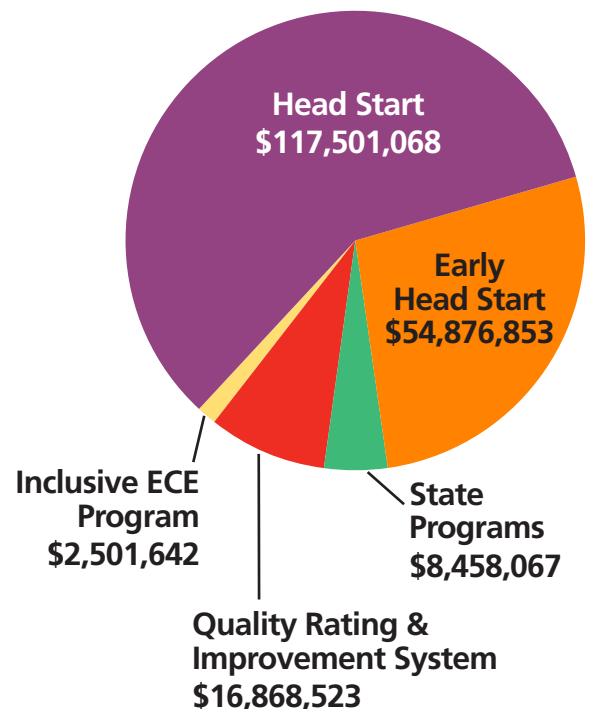
98% HAVE CURRENT IMMUNIZATIONS

Program Information Report (2018-19)

| CLASS Domain | 2017 LACOE Review | 2017 National Average | 2016 Regional Average |
|------------------------|-------------------|-----------------------|-----------------------|
| Emotional Support | 6.16 | 6.07 | 6.20 |
| Classroom Organization | 5.96 | 5.83 | 5.87 |
| Instructional Support | 3.43 | 3.00 | 3.14 |

Classroom Assessment Scoring System (CLASS)

LACOE Head Start Budget 2019-20



BY THE NUMBERS*


2019 – 20

| | |
|--------------------------------------|-----------|
| HEAD START FUNDED ENROLLMENT | 8,333 |
| EARLY HEAD START FUNDED ENROLLMENT | 2,474 |
| STATE PRESCHOOL FUNDED ENROLLMENT | 1,016 |
| GENERAL CHILD CARE FUNDED ENROLLMENT | 160 |
| FOSTER / HOMELESS CHILDREN SERVED** | 415 / 347 |
| DELEGATE AGENCIES | 16 |
| CLASSES** | 609 |
| TEACHERS** | 643 |
| ASSISTANT TEACHERS** | 542 |
| FAMILY SUPPORT WORKERS** | 179 |
| HOME-BASED VISITORS** | 120 |

* 2019-20 Funding Applications

** 2018-19 Program Information Report






Job Creation

128,804

parents advanced their education in 2017

67,348

families received job training in 2017



Crime Prevention

22%

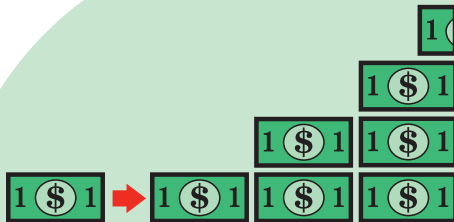
less likely to be convicted of a crime by age 21

34%

less likely to be chronically absent from school



Head Start graduates are healthier, more likely to graduate high school, and less likely to have a criminal record.



Economic Growth

\$6.30

in societal benefits for every \$1 invested in early education

13%

annual rate of return on public investment in 0-5 programs



Health Care

1,021,102

children had continuously accessible health care in 2017

19%

less likely to smoke as adults



Head Start

Early Learning: A Smart Investment

Head Start Creates Jobs

Head Start creates work opportunities in education, health care, and more, while also providing parents time and opportunities to pursue education and join the workforce.

Statistics: 2017 National Head Start Fact Sheet, National Head Start Association. nhsa.org.

Head Start Lowers Health Care Costs

Head Start prepares children for lifelong good health. Graduates visit the dentist more frequently, eat healthier diets, and are less likely to be overweight, decreasing dependence on the health care system.

Statistics: 2017 National Head Start Fact Sheet, National Head Start Association. nhsa.org.

Anderson, K.H., J.E. Foster, & D.E. Frisvold (2010). Investing in Health: the Long-term Impact of Head Start on Smoking. Economic Inquiry, 48(3), 587-602.

Lee, R., F. Zhai, J. Brooks-Gunn, Han, & J. Waldfogel (2013). Head Start and Children's Nutrition, Weight, and Health Care Receipt. Early Childhood Research Quarterly, 28(4).

Head Start Reduces Crime

Having learned the value of education early, Head Start graduates are less likely to skip class, drop out of school, and fall into the prison pipeline.


Statistics: Carneiro, P.M. and R. Ginja (2013). Long Term Impacts of Compensatory Preschool on Health and Behavior: Evidence from Head Start. IZA Discussion Paper No. 6315.

Phillips, D., W. Gormley, & S. Anderson. (2016). The Effects of Tulsa's CAP Head Start Program on Middle-School Academic Outcomes and Progress. Developmental Psychology, 52, 1247-1261.

Head Start Needs Your Support

While more than 36 million children have been served since 1965, due to limited funding, less than one in five children under the age of five currently living in poverty have access to Head Start.

Statistics: 2017 National Head Start Fact Sheet, National Head Start Association. nhsa.org.



Head Start Spurs Economic Growth

Children who participate in Head Start are empowered to succeed as adults, increasing tax revenue while breaking the cycle of poverty and dependence on public services.

Statistics: Garcia, J.L., J.J. Heckman, D.E. Leaf, and M.J. Prados (2016). The Life-cycle Benefits of an Influential Early Childhood Program. Human Capital and Economic Opportunity Global Working Group, University of Chicago. Chicago, IL. (2016-035).



For more information, contact
Keesha Woods,
Executive Director
HEAD START AND EARLY LEARNING
(562) 940-1770
WWW.PREKKID.ORG



**Los Angeles County
Office of Education**

Serving Students ■ Supporting Communities ■ Leading Educators

9300 Imperial Highway,
Downey, California 90242-2890 • (562) 922-6111 • www.lacoe.edu
Debra Duardo, M.S.W., Ed.D., Superintendent

LOS ANGELES COUNTY BOARD OF EDUCATION

James Cross, president • Monte E. Perez, vice president
Douglas R. Boyd • Betty Forrester • Alex Johnson
Ellen Rosenberg • Thomas A. Saenz